

STORM 

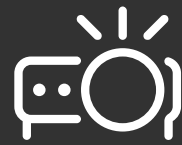
TECHNICAL SERVICES FOR
EVENTS, THEATRE, MUSIC,
EXHIBITION, FILM & TV



Lighting



Sound



Video



Rigging



Cable & Distro



Set & Stage


01483 757211

[HIRE@STORMLIGHTING.CO.UK](mailto:hire@stormlighting.co.uk)

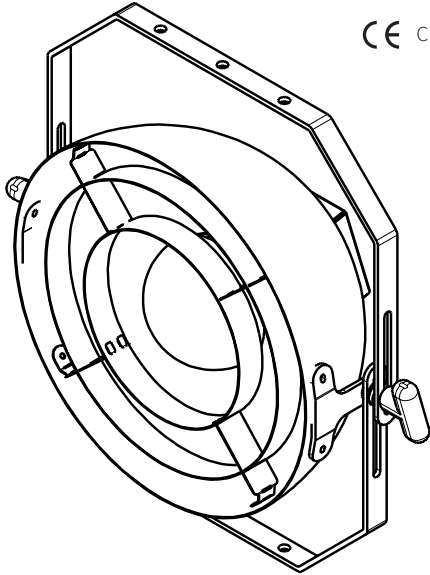
[WWW.STORMLIGHTING.CO.UK](http://www.stormlighting.co.uk)

STORM

 Designed for indoor use only

 Do not dispose in the general waste

 CE marked



VINTAGE LUMINAIRE 60W SEETRONIC TRUE

USER MANUAL

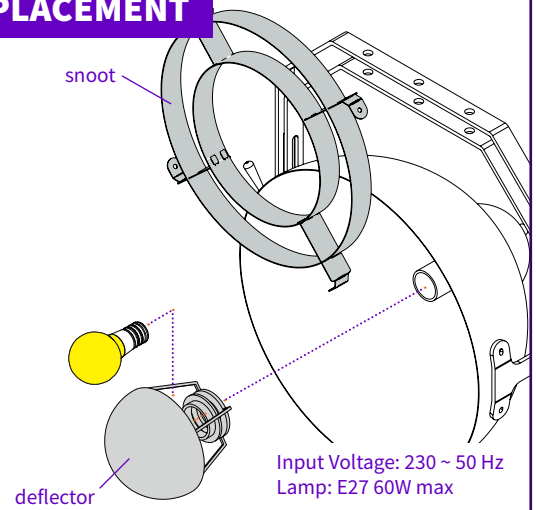
Storm Lighting
www.stormlighting.co.uk +441483 757211

LAMP REPLACEMENT

Step 1
remove snoot
and deflector

Step 2
replace lamp

Step 3
replace snoot
and deflector



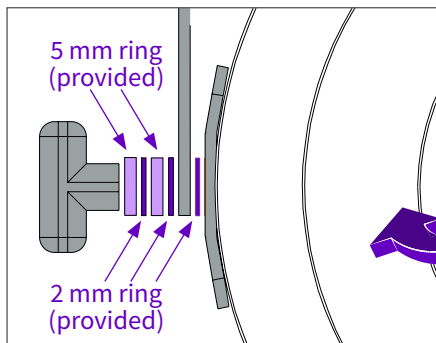
MAINTENANCE

Clean the Vintage luminaire with a cloth and a soft detergent. Please do not use aggressive cleaning agents such as solvents and/or corrosive substances. After cleaning the product, dry it with a soft cloth. For safety reasons, the product must be checked regularly for dirt, damages, loss and corrosion. By wear and/or missing of the proper components this product should be immediately taken out of service. Consult your supplier for advice.

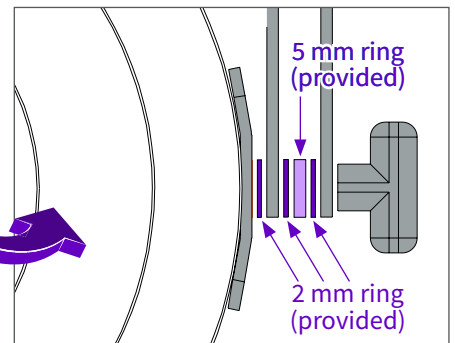
Repair / maintenance is only permitted by a qualified person. In case of doubt, consult your supplier.

ASSEMBLY

SINGLE BRACKET

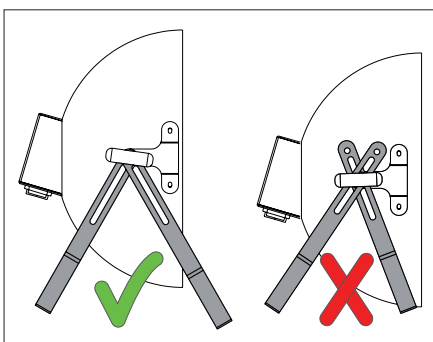


DOUBLE BRACKET

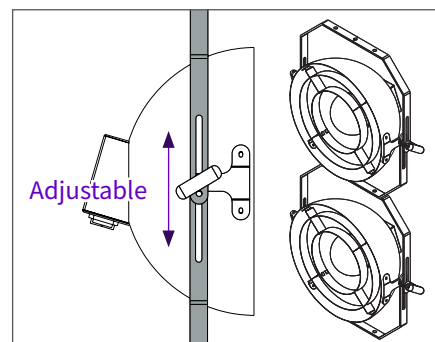


BRACKET USE

AS FLOOR STAND



AS HANGING BRACKET



FOR STORAGE

